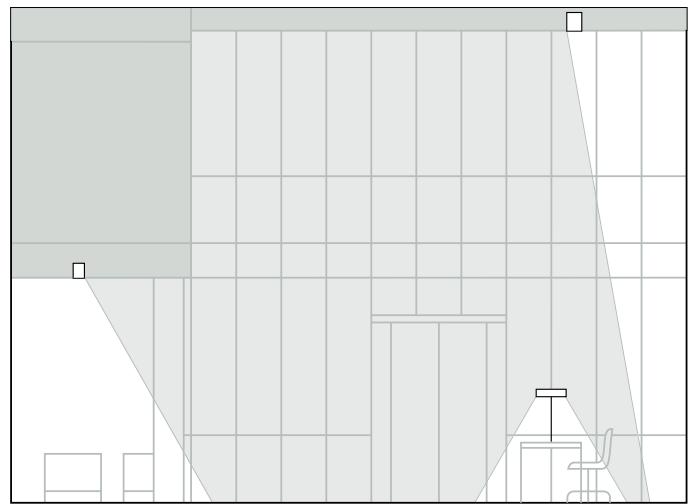
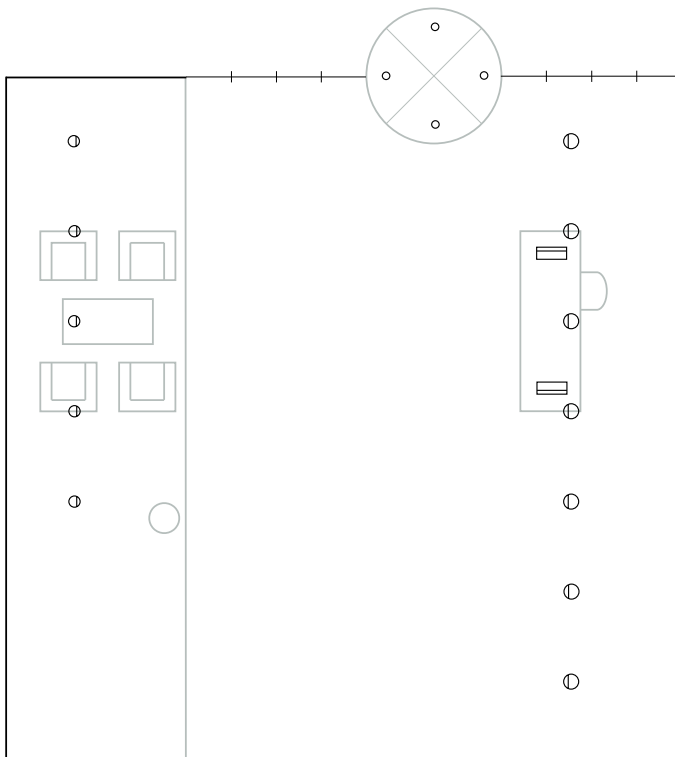
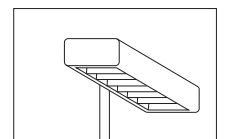


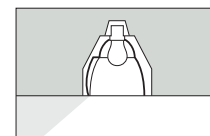
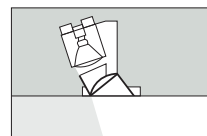
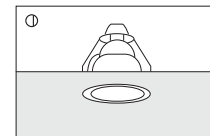
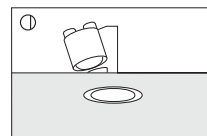
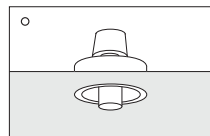
Recessed wallwashers illuminate the long walls, with reflected light creating the ambient lighting. The reception desk has received individual lighting using task lights. Additional accentuation of the entrance is effected by downlights. The area beneath the first floor ceiling is illuminated by recessed washlights.



Task light for compact fluorescent lamps.




Decorative recessed downlight for low-voltage halogen lamps.



Recessed wallwasher for PAR 38 reflector lamps.

Recessed washlight for general service lamps.



#### 4.2 Lift lobbies

People have to be able to find lifts quickly, which is why lift lobbies should be illuminated so that they stand out from their surroundings. Accentuation can be effected by means of independent lighting elements or by concentrating larger numbers of the elements that provide the lighting in the surrounding area around the lift lobby. The lighting inside the lift car should also harmonize with the overall lighting concept to avoid glare or any unreasonable changes in brightness when entering or leaving the lift.

The lighting in lift lobbies and lifts should provide an adequate vertical component to facilitate communication and recognition when the doors open. Vertical lighting components should be achieved using wide-beam luminaires with adequate cut-off angles or by indirect lighting; this presumes that there is adequate reflectance from the room surfaces, especially the walls.